



IRIDEX

IRIDEX® LIO Plus

An Easy to Use Single-Mirror Laser Indirect Ophthalmoscope
That Is Ergonomic and Provides **Excellent Peripheral Visualization**,
Treatment Flexibility, Consistency, and Reliability



iridex.com/lio

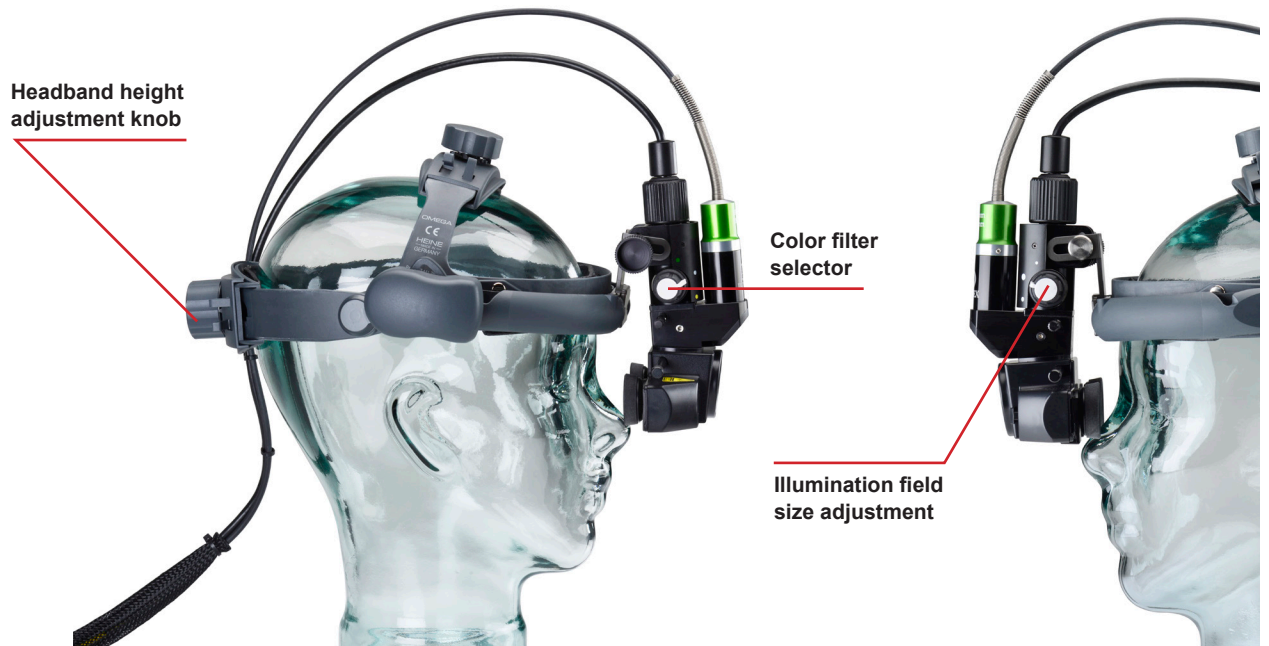

For many years, the IRIDEX® LIO Plus, a single-mirror laser indirect ophthalmoscope, has been considered **the gold standard of LIOs**. Retina specialists and teaching institutions around the world use it for its excellent visualization, ease of use, and reliability.

- The IRIDEX LIO Plus facilitates observation and photocoagulation of peripheral retinal pathologies including diabetic retinopathy and retinopathy of prematurity¹
- Provides excellent peripheral visualization and consistent laser uptake as far as the ora serrata
- It is ergonomic, intuitive, and ideal to use in patients who are best examined and treated in a supine position
- Has a lightweight headset with size adjustments to optimize fit and comfort
- Permits independent positioning of the laser spot within the illuminated field, or simultaneous adjustment of both the laser spot and illuminated field within the user's visual field
- The long laser depth of focus tolerates a wide range of working distances
- The 810 nm Large Spot model can be used with the OcuLight SLx Laser to deliver transpupillary thermotherapy for the treatment of intraocular tumors.^{2,3}
- The single-wavelength models are compatible with 532 nm, 577 nm, and 810 nm Iridex lasers
- A dual-wavelength model can be used with both 532 nm and 810 nm Iridex lasers for added utility
- The halogen illumination source offers consistent illumination and great color rendering
- Its integrated laser filters provide protection for the physician during laser use
- Includes a travel case for safe storage and ease of transportation to satellite offices



"Treating comfortably, with minimal ergonomic burden, is an important way to help ensure consistency of results across treatments. The LIO Plus, with its intuitive design and practical features, plays a large role in my laser treatment protocol — It is proving to be effective for the most challenging peripheral cases, and my colleagues and I have been pleased with the results."

Shawn Kavoussi, MD
Texas Retina Center, Houston, United States



Compatibility, Specifications, and Ordering Information

Product Number	Wavelength	Spot Size*	Laser Compatibility	Connector
30903 - H500	532 nm / 810 nm	360 µm	OcuLight GL, GLx, TX, SL, SLx, IQ 532	Resistive
13152 - H500	810 nm	360 µm	OcuLight SL, SLx, DioVet	Resistive
13153 - H500 (Large Spot)	810 nm	1400 µm	OcuLight SL, SLx, DioVet	Resistive
65515 - H500	532 nm	360 µm	IQ 532	RFID
65900 - H500	577 nm	360 µm	IQ 577	RFID

Dimensions		Ophthalmoscope	
Width	7.0 cm / 2.75 in	Headband circumference adjustment range	520 mm to 640 mm
Length	13.5 cm / 5.31 in	Illumination field sizes**	50 mm, 40 mm, 20 mm
Height	12.3 cm / 4.84 in	Interpupillary adjustment	48 mm - 74 mm
Weight	239 g / 0.52 lbs	Ophthalmoscope filters	Clear, red-free, amber

To request a quote or a demo, speak with your local sales representative or email us at retina@iridex.com.



* May vary with refractive power. Retinal spot when treating an emmetropic patient eye with 20 D lens.


** At aerial image plane.

¹ The LIO Plus is indicated for transpupillary retinal photocoagulation.

² Hasanreisoglu M, Saktanasate J, Schwendeman R, Shields JA, Shields CL. Indocyanine green-enhanced transpupillary thermotherapy for retinoblastoma: Analysis of 42 tumors J Pediatr Ophthalmol Strabismus, 2015;52(6):348-54.

³ Shields CL, Santos MC, Diniz W, Gunduz K, Mercado G, Cater JR, Shields JA. Thermotherapy for retinoblastoma Arch Ophthalmol, 1999;117(7):885-93.

  **Emergo Europe**
Prinsessegracht 20
2514 AP The Hague
The Netherlands

 **IRIDEX • 1212 Terra Bella Avenue • Mountain View, CA 94043 • U.S.A.**
800.388.4747 (U.S.A. only) • 1.650.940.4700 • retina@iridex.com • iridex.com/lio

© 2020 IRIDEX. All rights reserved. IRIDEX, the IRIDEX logo, OcuLight, IQ 577, IQ 532 and trademarks or registered trademarks of IRIDEX.
LT0731.A 12.2020

